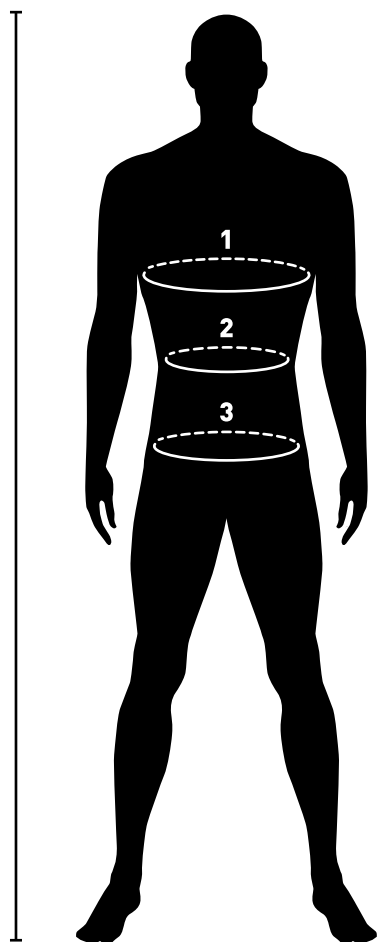


HOW TO MEASURE?



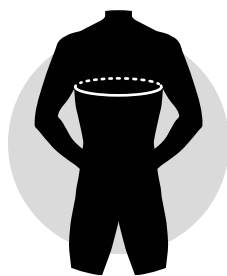
Measure directly on your body contour (in centimeters). Round the area to be measured with a measuring tape. Neither loose nor tight. Once you have all the measurements, find the corresponding size in the chart below. In case you doubt between two sizes, we suggest you to choose the larger one.

***HEIGHT:** measure the height from head to toe.

1

CHEST CONTOUR:


Extend your arms and round chest area just underneath and measure it.



2

WAIST CONTOUR:

Measure waist contour underneath the belly button.



3

HIP CONTOUR:

Put your legs together and measure by the widest parts of the hip.



MARINA RACEWEAR FIA SUIT

SIZES		
USA	EUROPE	ALPHA
36	46	S
38	48	
40	50	M
42	52	
44	54	L
46	56	
48	58	XL
50	60	
52	62	XXL
54	64	
56	66	XXXL
58	68	

MEASUREMENTS				
WEIGHT (KG)	HEIGHT (CM)	CHEIST (CM)	WEIST (CM)	HIP (CM)
55 - 60	167 - 170	88 - 92	76 - 80	88 - 92
60 - 68	170 - 173	92 - 96	80 - 84	92 - 96
68 - 72	173 - 176	96 - 100 EXTRASIZE	84 - 88 EXTRASIZE	96 - 100
72 - 78	176 - 179	100 - 104 104 - 108	88 - 92 100 - 104	100 - 104
78 - 84	179 - 182	104 - 108 108 - 112	92 - 96 104 - 108	104 - 108
84 - 90	182 - 185	108 - 112 112 - 116	96 - 100 108 - 112	108 - 112
90 - 96	185 - 188	112 - 116 116 - 120	100 - 104 112 - 116	112 - 116
96 - 102	188 - 191	116 - 120 120 - 124	104 - 108 116 - 120	116 - 120
102 - 108	191 - 194	120 - 124 124 - 128	108 - 112 120 - 124	120 - 124
108 - 114	194 - 197	124 - 128 128 - 132	112 - 116 124 - 128	124 - 128
114 - 120	197 - 200	128 - 132 132 - 136	116 - 120 128 - 132	128 - 132
			132 - 136	